

TONY SHULTZ CONSTRUCTION INC.  
 18261 COLLIER AVE SUITE "A"  
 LAKE ELSINORE, CA 92530  
 PHONE (909) 471-5577  
 FAX (909) 471-5547

DESIGN/BUILD

CONSULTANT


**Brian R. Bloom**  
 Architect

309 S. MERRILL AVE., Ste. G, CHICO, CA 95726-7850  
 (909) 350-7250 FAX (909) 350-7259

ARCHITECTURE AND PLANNING



**KOCHER SOHRHA**  
 ENGINEERS, INC.  
 CONSULTING ENGINEERS  
 111 N. WOODBINE ST. SUITE 100  
 P.O. BOX 10000  
 RIVERSIDE, CA 92506  
 PHONE: 951-514-2200 FAX: 951-514-2204



PROJECT

**CALVARY CHAPEL  
 OF THE HIGH DESERT  
 14740 EUCLYPTUS  
 HESPERIA, CA  
 92345**

PROJECT

**FELLOWSHIP HALL**

ISSUANCES

OWNERS MEETING 03-08-04  
 PLANNING REVIEW 06-01-06  
 PLANCHICK SUBMITTAL 03-23-07

REVISIONS

MEGHER IRKON  
 MAR 30 2007  
 RECEIVED

TITLE

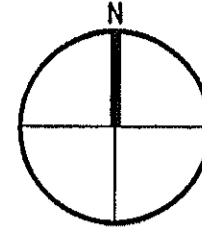
**SECOND FLOOR  
 LIGHTING/POWER PLAN**

SCALE 1/8"=1'-0"

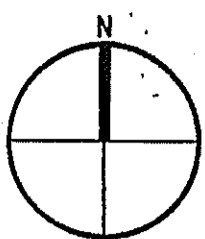
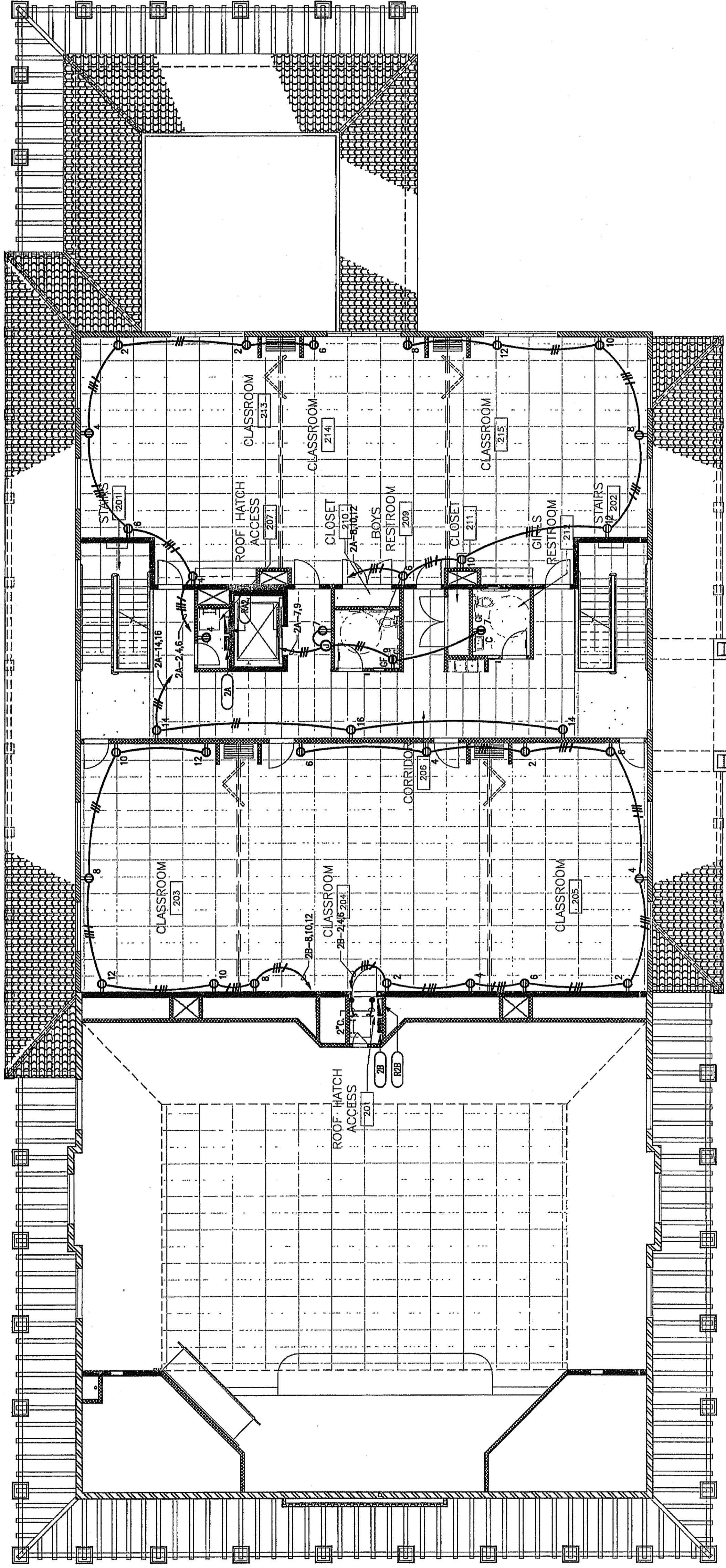
DATE 02.09.07

JOB NO. 0908

E3.1



SECOND FLOOR POWER PLAN 1/8"=1'-0" 1



SECOND FLOOR LIGHTING PLAN 1/8"=1'-0" 2

